

CLASS OF 2026 PROFILE

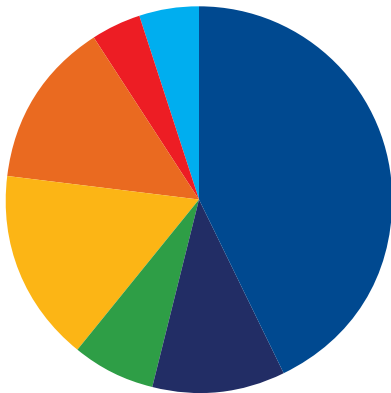
281 54%  
Enrolled students Female students

LSAT Range  
(25th%, median, 75th%)

161 166 168

GPA Range  
(25th%, median, 75th%)

3.62 3.82 3.93



Self-Identified Race/Ethnicity

- Caucasian/White, 43%
- Non-US Citizen, 11%
- Hispanic/Latino, 7%
- Asian, 16%
- Black/African American, 14%
- Unknown, 4%
- Multiracial, 5%

Top Undergraduate Schools

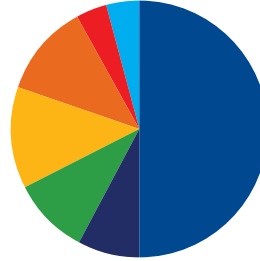
University of Georgia.....	16
Emory University .....	10
Georgia State University .....	9
Florida State University .....	8
University of Florida.....	7
Tulane University .....	6
Georgia Institute of Technology...5	

Data as of August 22, 2023; totals may be greater or less than 100% due to rounding

STUDENT BODY PROFILE

796  
Enrolled students

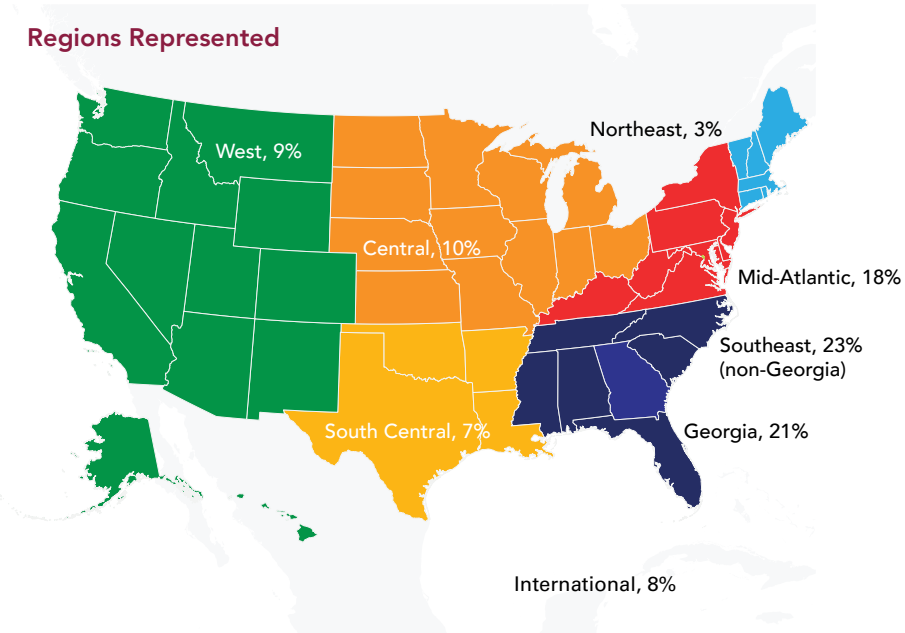
58%  
Female students



Self-Identified Race/Ethnicity

- Caucasian/White, 51%
- Non-US Citizen, 8%
- Hispanic/Latino, 10%
- Asian, 13%
- Black/African American, 12%
- Unknown, 4%
- Multiracial, 4%

Regions Represented



FACULTY

60  
Full-time faculty

8:1  
Student to faculty ratio

Female: 41%  
Minority: 24%  
Adjunct faculty: 130

Life on Campus

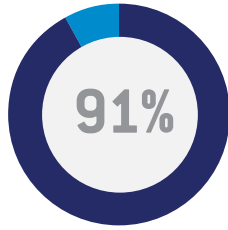
Emory Law has over 60 student organizations, including practice-oriented societies, cultural and religious organizations, and groups focused on advocacy. Students have the opportunity for membership in Moot Court Society, Mock Trial Society, *Emory Law Journal*, *Emory Bankruptcy Developments Journal*, *Emory International Law Review*, *Emory Corporate Governance and Accountability Review*, and *Journal of Law and Religion* through a competitive process.



Employment data is calculated 10 months after graduation and reflects results as of March 15, 2023

### 245 TOTAL GRADUATES, CLASS OF 2022

Employment status reported: 244



### CLASS OF 2022 GRADUATES EMPLOYED

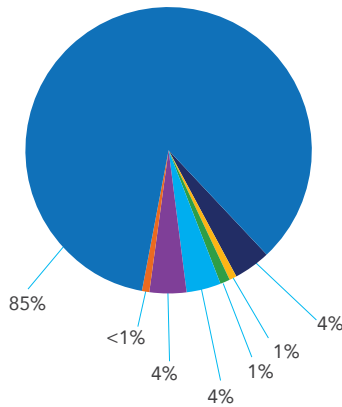
### 222 TOTAL NUMBER OF EMPLOYED GRADS

(22 states plus DC as shown in dark blue, below)

#### CLASS OF 2022 EMPLOYMENT STATUS PROFILE, AS REPORTED TO THE AMERICAN BAR ASSOCIATION (ABA)

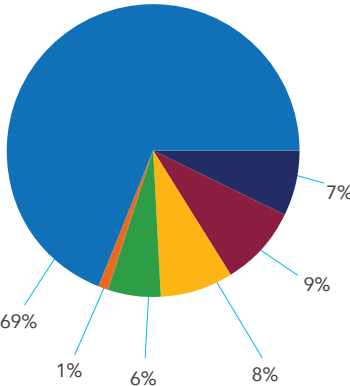
• Full-time, bar passage required	208
• Full-time, JD advantage	11
• Part-time, bar passage required	0
• Part-time, JD advantage	0
• Professional position	3
• Other position	0
• Pursuing advanced degree	2
• Seeking employment	11
• Not seeking employment	9
• Employment status unknown	1

Total number of graduates 245

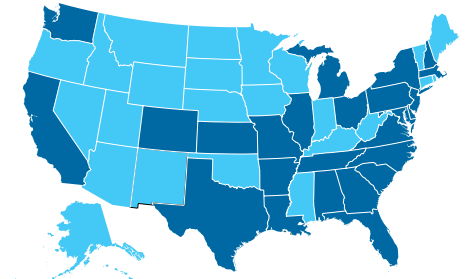


#### CLASS OF 2022 EMPLOYMENT BY TYPE, AS REPORTED TO THE ABA

• Law Firm	153
• Government	15
• Business or Industry	20
• Public Interest	18
• Judicial Clerkships	14
• Education	2
<b>Total employed</b>	<b>222</b>

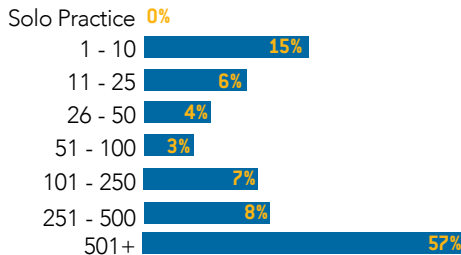


#### CLASS OF 2022 EMPLOYMENT BY LOCATION, AS REPORTED TO THE ABA



Alabama	3
California	9
Colorado	1
Delaware	1
District of Columbia	11
Florida	9
Georgia	93
Illinois	7
Louisiana	3
Kansas	1
Massachusetts	3
Michigan	1
Missouri	2
New Hampshire	1
New Jersey	1
New York	32
North Carolina	1
Ohio	1
Pennsylvania	1
South Carolina	1
Tennessee	8
Texas	18
Virginia	4
Washington	1
Non-US	9

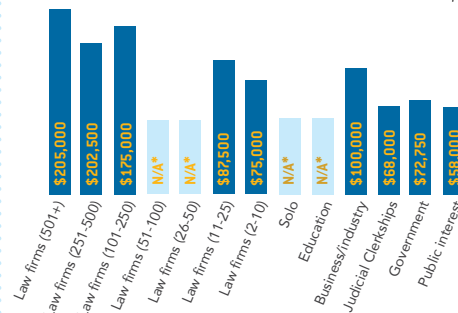
#### THE 153 GRADUATES IN PRIVATE PRACTICE REPORTED EMPLOYMENT IN FIRMS OF THE FOLLOWING SIZES TO THE ABA:



#### CLASS OF 2022 MEDIAN SALARY INFORMATION, AS REPORTED TO THE NATIONAL ASSOCIATION FOR LAW PLACEMENT (NALP)

Of the 222 graduates employed, 184 (or 83%) reported salary information.

\*NALP: A minimum of five salaries is required for each salary analysis.



Learn more

[law.emory.edu/careers](http://law.emory.edu/careers)