



CLASS OF 2027 PROFILE

268 **56%**

Enrolled students Female students

LSAT Range

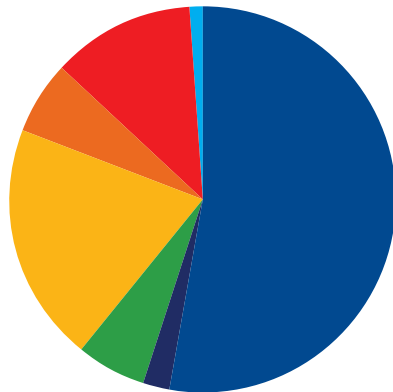
(25th%, median, 75th%)

162 165 167

GPA Range

(25th%, median, 75th%)

3.63 3.81 3.88



Self-Identified Race/Ethnicity

- Caucasian/White, 53%
- Non-US Citizen, 2%
- Hispanic/Latino, 6%
- Asian, 20%
- Black/African American, 6%
- Unknown, 12%
- Multiracial, 1%

Top Undergraduate Schools

University of Georgia.....	22
University of Florida.....	16
Georgia Institute of Technology....	9
University of Michigan.....	9
University of Texas at Austin.....	7
Florida State University.....	6
New York University.....	6

Data as of August 26, 2024; totals may be greater or less than 100% due to rounding

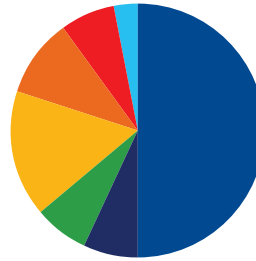
STUDENT BODY PROFILE

759

Enrolled students

58%

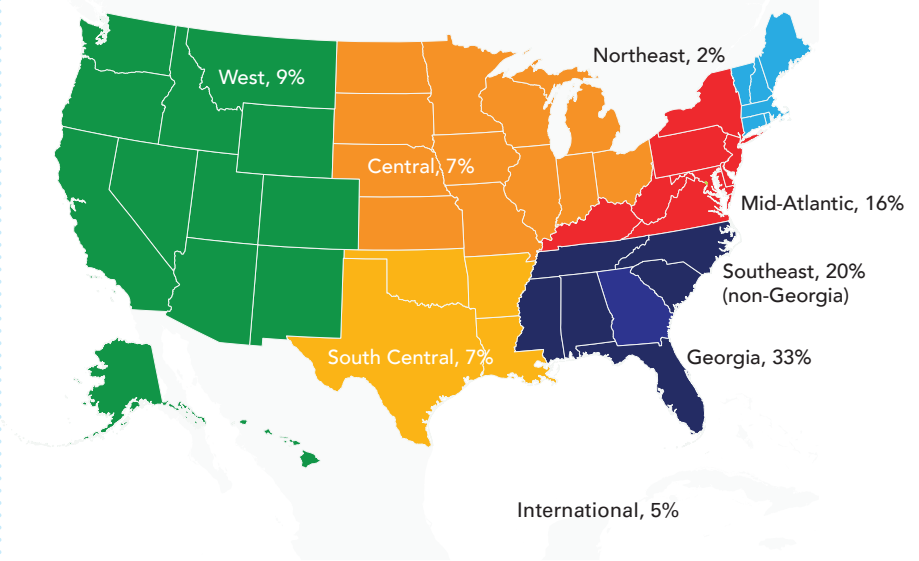
Female students



Self-Identified Race/Ethnicity

- Caucasian/White, 50%
- Non-US Citizen, 7%
- Hispanic/Latino, 7%
- Asian, 16%
- Black/African American, 10%
- Unknown, 7%
- Multiracial, 3%

Regions Represented



FACULTY

62

Full-time faculty

7:1

Student-to-faculty ratio

Female: 52%

Underrepresented: 24%

Life on Campus

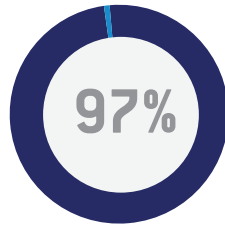
Emory Law has over 60 student organizations, including practice-oriented societies, cultural and religious organizations, and groups focused on advocacy. Students have the opportunity for membership in Moot Court Society, Mock Trial Society, *Emory Law Journal*, *Emory Bankruptcy Developments Journal*, *Emory International Law Review*, *Emory Corporate Governance and Accountability Review*, and *Journal of Law and Religion* through a competitive process.



Employment data is calculated 10 months after graduation and reflects results as of March 15, 2024

257 TOTAL GRADUATES, CLASS OF 2023

Employment status reported: 257



CLASS OF 2023 GRADUATES EMPLOYED

(249 of 257 who reported their status, as reported to the ABA)

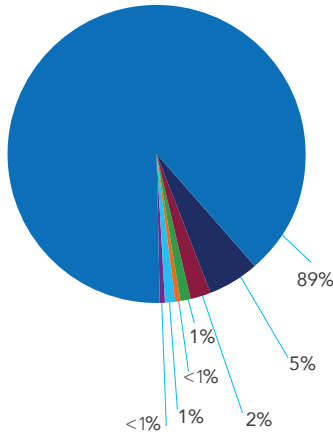
249 TOTAL NUMBER OF EMPLOYED GRADS

(25 states plus DC as shown in dark blue, below)

CLASS OF 2023 EMPLOYMENT STATUS PROFILE, AS REPORTED TO THE AMERICAN BAR ASSOCIATION (ABA)

• Full-time, bar passage required	229
• Full-time, JD advantage	14
• Other employment	6
• Pursuing advanced degree	3
• Start date after March 15, 2024	1
• Seeking employment	3
• Not seeking employment	1
• Employment status unknown	0

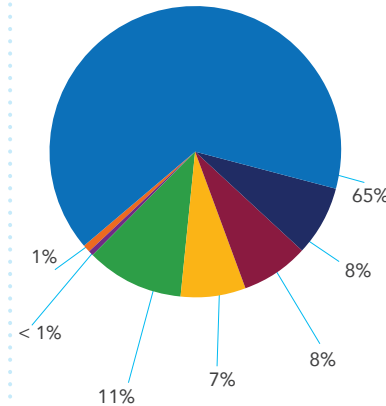
Total number of graduates 257



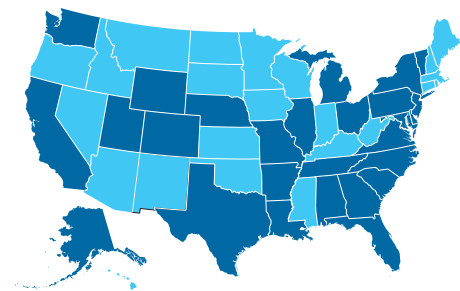
CLASS OF 2023 EMPLOYMENT BY TYPE, AS REPORTED TO THE ABA

• Law firm	163
• Government	19
• Business or Industry	19
• Public Interest	18
• Judicial Clerkships	27
• Education	1
• Employer type unknown	2

Total employed 249

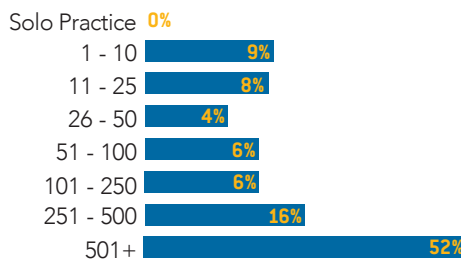


CLASS OF 2023 EMPLOYMENT BY LOCATION, AS REPORTED TO THE ABA



Alabama	1	Nebraska	1
Alaska	1	New Jersey	4
Arkansas	1	New York	36
California	15	North Carolina	8
Colorado	5	Ohio	1
Delaware	4	Pennsylvania	4
District of Columbia	7	South Carolina	1
Florida	11	Tennessee	3
Georgia	111	Texas	10
Illinois	5	Utah	1
Louisiana	3	Vermont	1
Maryland	3	Virginia	7
Michigan	1	Wyoming	1
Missouri	2	Non-US	1

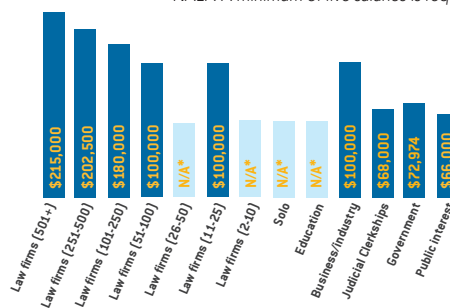
THE 163 GRADUATES IN PRIVATE PRACTICE REPORTED EMPLOYMENT IN FIRMS OF THE FOLLOWING SIZES TO THE ABA:



CLASS OF 2023 MEDIAN SALARY INFORMATION, AS REPORTED TO THE NATIONAL ASSOCIATION FOR LAW PLACEMENT (NALP)

Of the 249 graduates employed, 198 (or 80%) reported salary information.

*NALP: A minimum of five salaries is required for each salary analysis.



Learn more

law.emory.edu/careers